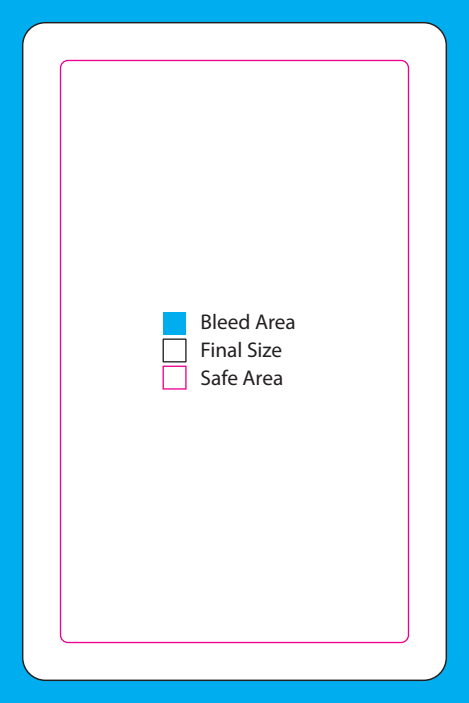





- 
- The diagram shows a white page with rounded corners, set against a blue background. A large blue square represents the bleed area, which is the outermost boundary. Inside it is a white square representing the final size. Within the white square is a pink square representing the safe area. A legend in the center-left of the page defines these three areas.
-  Bleed Area
  -  Final Size
  -  Safe Area